

LETTER-JOIN HOME LEARNING

Year 1: Pack 2

Handwriting activities for children and parents to use at home

CHILDREN AND PARENTS

Log in at www.letterjoin.co.uk using the details below.

Pupil log-in details

Username:

Password:

Swipecode:

○ ○ ○

○ ○ ○

○ ○ ○

Teachers! Write your pupil log-in details in here.

Fine Motor Skills Warm Up Exercises


Try Letter-join's exercises to get your fingers and hands ready for handwriting:

- Select [Resources > Printouts > Warm up](#).
- Practise the actions on Fine Motor Skills.

How to hold your pencil

Find out how to hold your pencil correctly:

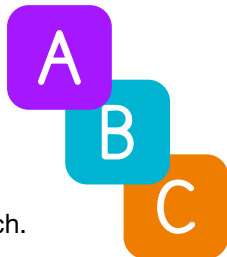
- Select [Resources > Warm up > Tripod Grip](#) and listen to Pencil Grip Rhyme.
- Practise picking up your pencil while saying the rhyme.
- Now write your name neatly.



Capital Letters


Capital letters are used at the beginning of sentences and words, and for form-filling:

- On Letter-join, select [More Letters > Capitals](#).
- Listen to the name of each letter.
- Choose a letter and click 'Watch' to see how to write it.
- Air-write the letter as you watch.
- Click 'Try' to trace the letter on your tablet.
- Find the words on the Word Search.
- Fill in the form using capital letters.
- Complete 'Add the Capital Letters' worksheet.
- Complete 'Capitals, printed & cursive words' sheet.
- Write all the capital letters on your handwriting paper



Extra activities:

- Select LetterMatch from Letter-join's 'Fun' section and see if you know the names and sounds of all the letters.
- Have a look at how to write printed letters and symbols in Letter-join's 'More Letters' section.



Numbers

Learn how to write the numbers 0 to 9:

- On Letter-join, select [More Letters > Numbers](#).
- Listen to the sound of each number.
- Choose each number and click 'Watch' to see how to write it.
- Try air-writing the number.
- Click 'Try' to trace the number on your tablet.
- Trace and copy the numbers on the worksheet.
- Complete the 'Number Names' worksheet.
- Write all the numbers on your handwriting paper.



Phonics

- Select [Phonics > Phase 3](#).
- Listen to each sound on its own and in a word.
- Click 'Watch' to see how to the letters are written.
- Try air-writing the letters.
- Click 'Try' to trace the letters on your tablet.
- For more practice, play PhonicsMatch or Phozzle.



Write it Right!

Practise your cursive handwriting:

- Select 'Write it Right!' in Letter-join's 'Fun' section and choose a level.
- Type your name and neatly trace over it.
- Select a picture and trace over the word.
- Repeat for each picture and wait for the cheer when you have written them all neatly.



Capital Letters

A B C D E

F G H I J K

L M N O P

Q R S T U

V W X Y Z

Word Search: A to L

Find the words then copy them neatly below.

M	B	E	D	R	A
L	E	G	B	A	G
I	W	J	N	X	E
C	H	I	L	L	Y
K	S	G	V	A	Q
O	T	Z	A	D	D

Look

Trace

Copy

~~LEG~~

LEG

ADD

ADD

AGE

AGE

BAG

BAG

BED

BED

JIG

JIG

LICK

LICK

LAD

LAD

Find more word searches at letterjoin.co.uk on Resources > Printouts > Key Stage 1

Fill in a form using capital letters

Print the capital letters neatly.

SCHOOL ROAD

Try not to touch the box lines.

My School

First names

--	--	--	--	--	--	--	--	--	--	--	--	--	--	--	--	--	--	--	--

Surname

--	--	--	--	--	--	--	--	--	--	--	--	--	--	--	--	--	--	--	--

School name

--	--	--	--	--	--	--	--	--	--	--	--	--	--	--	--	--	--	--	--

Class name

--	--	--	--	--	--	--	--	--	--	--	--	--	--	--	--	--	--	--	--

Teacher's name

--	--	--	--	--	--	--	--	--	--	--	--	--	--	--	--	--	--	--	--

Add the Capital Letters

You must always start a sentence with a capital letter.

Write these sentences again adding the missing capital letters:



i splash in the mud.

queens live in castles.

stop, you bad dog!

up the hill is a big house.

eat your egg and chips.

Capitals, Printed and Cursive Words

Trace and write the words:



Capitals

EGG

Printed

egg

Cursive

egg



JELLY



CAT



ANT



GHOST



MOUSE



HAND

Find more worksheets at letterjoin.co.uk on Resources > Printouts > Key Stage 1

Name: _____

Date: _____

0 1 2 2 3 4 5 6 7 8 9

0 1 2 2 3 4 5 6 7 8 9

0 1 2 2 3 4 5 6 7 8 9

0 1 2 2 3 4 5 6 7 8 9

Name: _____

Date: _____

Number Names

Match and trace the numbers and names

seven three

four ten

six eight

five two

one nine



Now read and trace the poem:

1 boot, 2 shoes,
3 bees, 4 leaves,
5 hives, 6 eyes,
7 plates, 8 gates,
9 lines, 10 times.



Handwriting practice sheet with 10 sets of four horizontal lines (top and bottom lines are blue, middle two are black).