

LETTER-JOIN HOME LEARNING

Year 1: Pack 1

Handwriting activities for children and parents to use at home

CHILDREN AND PARENTS

Log in at www.letterjoin.co.uk using the details shown below.

Pupil log-in details

Username:

Password:

Swipecode:

○ ○ ○

○ ○ ○


○ ○ ○

Teachers! Write your pupil log-in details in here.

Gross Motor Skills Warm-up Exercises

Get your body ready for handwriting by practising these fun animal actions:

- Log in to Letter-join and select Resources > Warm up > Gross Motor Skills.
- Click on each picture and get moving by following the instructions.



Fine Motor Skills Warm-up Exercises


Here are some exercises to get your fingers and hands ready for handwriting:

- Select Resources > Warm up > Fine Motor Skills.
- Practise all the exercises on the list.



How to Hold your Pencil

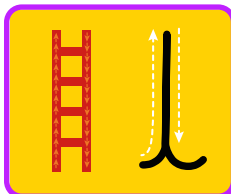
- Select Resources > Warm up > Tripod Grip.
- Listen to Letter-join's Pencil Grip Rhyme.
- Practise picking up your pencil while saying the rhyme.
- Now write your name neatly.



Letter Families

Go to More Letters > Families and choose 'Long Ladders':

- Watch the animations for i, l, t, u, j and y.
- Try air-writing the letters as you watch.
- On your tablets, click 'Try' to trace the letter.
- Practise the letters in your handwriting book.
- For more practice use Magic Words in the 'Fun' section.
- Repeat for caterpillars, robots and zig-zags.



Capital Letters

Write capital letters

- Select More Letters > Capitals.
- Listen to the name of a letter.
- Click 'Watch' to see how to write the letter.
- Try air-writing the letter as you watch.
- On tablets/iPads, click 'Try' to trace the letter.
- Practise writing the capital letter in your handwriting book.
- Repeat this for each capital letter.



Practise capital letters

- Go to 'Fun' and use Magic Words to practise capital letters.
- Go to 'Fun' and play LetterMatch to match cursive and capital letters.
- Try the capital letter word search printouts.



Phonics

- Select Phonics > Phase 5.
- Listen to each sound on its own and in the word.
- Click 'Watch' to see how to write the letter(s) for each sound.
- Try air-writing the letter(s) as you watch.
- On tablets or iPads, click 'Try' to trace the letter(s).
- For more practice, play PhonicsMatch or Phozzle in the 'Fun' section.

