

PHONICS SCREENING CHECK

Information for 2023

What is the Phonics Screening Check?

- National test taken in June by all Year 1 children (& Y2).
- It 'checks' if children have learnt phonic decoding and blending skills to an appropriate standard.
- It contains 40 words; 20 real, 20 pseudo (nonsense words – new to all children; do not favour good vocabulary or visual memory of words).
- Children sit one to one and read words, without help, to their usual teacher, at their own pace. Results are reported at end of Year to parents, those not met will resit in Year 2.

Contents of the check

Section 1

The words in section 1 will have a variety of simple word structures (for example CVC, VCC, CCVC and CVCC) using:

- single letters (a, b, c, d, e, f, g, h, i, j, k, l, m, n, o, p, q(u), r, s, t, u, v, w, x, y, z)
- some consonant digraphs (ch, ck, ff, ll, ng, sh, ss, th, zz)
- frequent and consistent vowel digraphs (ar, ee, oi, oo, or)

Section 2

The words in section 2 will have a variety of more complex word structures (for example CCVCC, CCCVC, CCCVCC and two syllable words) with some:

- additional consonant digraphs (ph, wh)
- less frequent and consistent vowel digraphs, including split digraphs (a-e, ai, au, aw, ay, ea, e-e, er, ew, i-e, ie, ir, oa, o-e, ou, ow, oy, ue, u-e, ur)
- trigraphs (air, igh).

Contents of the check

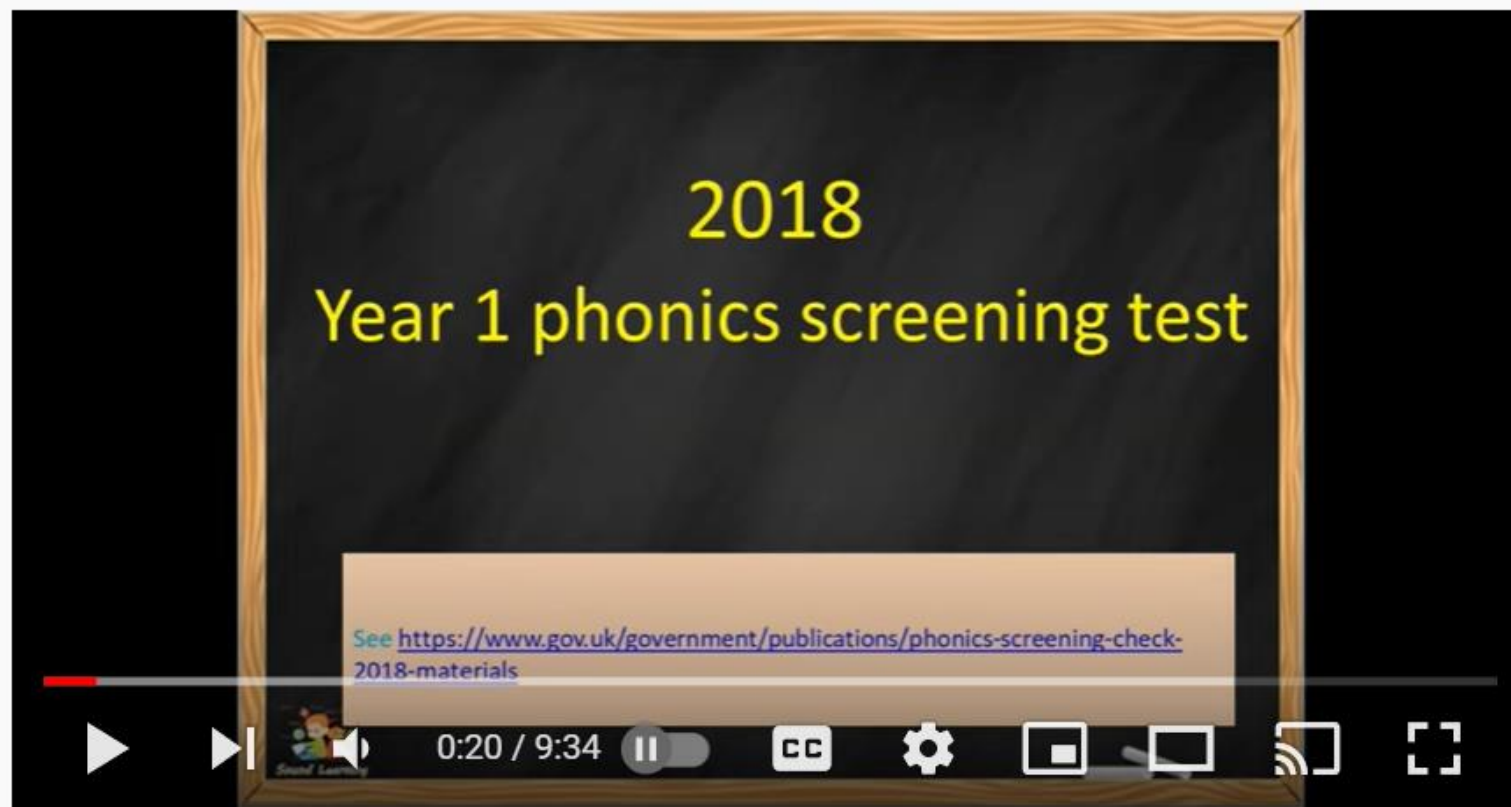
https://www.youtube.com/watch?v=IPJ_ZEBh1Bk



Year 1 phonics screening check training video

Practice at home: pause video and check using guidelines given.

<https://www.youtube.com/watch?v=6uVBsKiO4Fw>



Year 1 phonics screening test 2018

Practice at home: Resources for parents

<https://www.littlewandlelettersandsounds.org.uk/resources/for-parents/>





The screenshot shows a YouTube video player interface. At the top left, there is a small circular logo with the text 'LETTERS AND SOUNDS'. To its right, the video title 'Quick guide to Alien words' is displayed. In the top right corner, there is a 'Copy link' button. The main content of the video is a large orange rectangle with the text 'Quick guide to alien words' in white. Below the video, the YouTube player controls are visible, including a play/pause button, a volume icon, and a progress bar showing '0:04 / 1:23'. The YouTube logo and other interface icons are also present at the bottom.

Key stage 1

Phonics screening check

Pupils' materials



PhonicsPlay

Our most popular resources



Useful websites (free).

Google Year 1 Phonics Screening Check.

<https://www.gov.uk/government/collections/national-curriculum-assessments-practice-materials#phonics-screening-check-resources>

Games : PhonicsPlay

free resources from <https://www.phonicsplay.co.uk/resources> - ensure games cover phase 3, 4, 5. Use list of phonemes to ensure games include sounds in check.

Twinkl – Phonics Screening Survival, Revision and Practice Materials, Activities and Games,

on <https://www.twinkl.co.uk/resources/phonics-screening-survival/revision-and-practice-materials-phonics-screening-survival/activities-and-games-revision-and-practice-materials-phonics-screening-survival>

Phonics Screening Survival > Revision and Practice Materials > Activities and Games Primary Resources

Revision and Practice Materials - Activities and Games



Car Park Phonics Activity Pack

★★★★★ ∨ 5.0 (2 reviews)



Phase 3 Phonics Real and Nonsense Words Popping PowerPoint

★★★★★ ∨ 5.0 (3 reviews)



KS1 Phonics Boom Card Game

★★★★★ ∨ 4.8 (4 reviews)



Phase 5 Phonics Real and Alien Words Popping PowerPoint

★★★★★ ∨ 4.8 (10 reviews)